

NAPLEX®

North American Pharmacist Licensure Examination®

MPJE®

Multistate Pharmacy Jurisprudence Examination®



2015 Candidate Registration Bulletin



Please read the *NAPLEX/MPJE Candidate Registration Bulletin* thoroughly to ensure that you understand all the policies and procedures for taking your examination. This bulletin contains information for all registrations and scheduling of NAPLEX and MPJE appointments beginning January 1, 2015.

NAPLEX®/MPJE®

Candidate Registration Bulletin

Copyright 2015

National Association of Boards of Pharmacy
1600 Feehanville Drive
Mount Prospect, IL 60056
USA
847/391-4406
www.nabp.net

Carmen A. Catizone, MS, RPh, DPh
Executive Director/Secretary

Preamble and Mission Statement of the National Association of Boards of Pharmacy

Preamble

The National Association of Boards of Pharmacy® (NABP®) recognizes and supports pharmacists serving as the health care professionals responsible for providing patient care that ensures optimal medication therapy outcomes. NABP also recognizes the ongoing and critical need for patients' medications to be managed by a licensed pharmacist and state regulatory agencies to aggressively enforce standards of care.

NABP Mission Statement

NABP is the independent, international, and impartial Association that assists its member boards and jurisdictions for the purpose of protecting the public health.

©2015 by the National Association of Boards of Pharmacy. All rights reserved.

No part of this publication may be reproduced in any manner without the written permission of the executive director/secretary of the National Association of Boards of Pharmacy. The terms "Electronic Licensure Transfer Program," "e-LTP," "Foreign Pharmacy Graduate Equivalency Examination," "FPGEC," "FPGEE," "Multistate Pharmacy Jurisprudence Examination," "MPJE," "National Association of Boards of Pharmacy," "NABP," "North American Pharmacist Licensure Examination," "NAPLEX," and "Pre-NAPLEX" are registered trademarks of the National Association of Boards of Pharmacy. Violation of the copyright will lead to prosecution under federal copyright laws.

Electronic Licensure Transfer Program reg. no. 2,757,711
e-LTP reg. no. 2,746,575
Foreign Pharmacy Graduate Equivalency Examination reg. no. 2,270,607
FPGEC reg. no. 2,113,836
FPGEE reg. no. 2,337,295
Multistate Pharmacy Jurisprudence Examination reg. no. 2,523,623
MPJE reg. no. 2,473,149
National Association of Boards of Pharmacy reg. no. 1,162,334
NABP reg. no. 1,160,482
NAPLEX reg. no. 2,085,979
Pre-NAPLEX reg. no. 2,880,364

The policies and procedures specified in the *NAPLEX/MPJE Registration Bulletin* are subject to change without notice.

01262015

Table of Contents

Essential Information	1
Before the Examination	1
Examination Day	1
After the Examination.....	2
If You Miss the Examination Appointment.....	2
NAPLEX/MPJE Registration	3
Welcome to the NAPLEX and MPJE	3
NAPLEX and MPJE Registration Fees	3
Online Examination Registration Through Your NABP e-Profile.....	3
Creating a New e-Profile in Order to Complete the Online Examination Registration	3
Completing the Online Examination Registration Form	4
Additional Registration Options.....	5
Testing Accommodations	7
Scheduling With Testing Accommodations	8
Your Examination Appointment.....	9
Testing Centers.....	9
Jurisdictions Requiring MPJE.....	9
Eligibility Requirements	9
Authorization to Test	9
Scheduling Your Examination Appointment	10
Scheduling.....	10
NAPLEX/MPJE Administration	12
On the Day of the Examination	12
Identification Requirements	13
Name Matching Guidelines	13
Acceptable Forms of Photo Identification	14
Acceptable Forms of Secondary Identification	14
Unacceptable Forms of Identification	15
Temporary IDs	15
Legal Name Changes	15
Test Center Restrictions	15
Security Measures	16
Individual or Group Irregularities	18
NAPLEX and MPJE Score Withholding, Cancellation or Invalidation	18
Inclement Weather	18
Technical Difficulties	18
NAPLEX.....	20
What is the NAPLEX?.....	20
The NAPLEX Test Design	20
NAPLEX Competency Statements	20
NAPLEX Sample Questions.....	22

Table of Contents (cont.)

Pre-NAPLEX	25
Registration Requirements	25
Examination Questions and Scores	25
Preparation	26
Retaking the Pre-NAPLEX	26
Software and Computer Requirements	26
MPJE	27
What is the MPJE?	27
The MPJE Test Design	27
MPJE Competency Statements	27
MPJE Sample Questions	31
NAPLEX/MPJE Score Results	32
NAPLEX Score Results	32
Failed Attempts	32
MPJE Score Results	32
NAPLEX and MPJE Score Review	33
Score Holds/Psychometric review process	33
Retake Policy	33
Waiting Periods	34
NAPLEX Score Transfer	35
NAPLEX Score Transfer Program	35
Score Transfer Process	35
NAPLEX Score Transfer Fee	35
Participating Score Transfer Jurisdictions	36
NAPLEX/MPJE Contacts	37
Contacts for Your Questions	37
Candidate Comments	37
Report Exam Irregularities	37
Appendices	38
Appendix A: NABP/MPJE Online Registration Glossary	38
Appendix B: State/Territory and Province Code List	40
Appendix C: School Code List	41

Essential Information

The information below is provided to guide you through the key steps in registering for and taking the North American Pharmacist Licensure Examination® (NAPLEX®) and the Multistate Pharmacy Jurisprudence Examination® (MPJE®) as well as obtaining score reports. It answers the most frequently asked questions about both examinations. Please read this information carefully and refer to the appropriate sections of this *Bulletin* for detailed information. If you have additional questions, refer to the “NAPLEX/MPJE Contacts” section on page 37.

Before the Examination

- **Read this *Bulletin* carefully.**
- **Know Your Licensure Requirements.** For specific requirements, contact the board of pharmacy for the jurisdiction in which you are seeking licensure.
- **Request ADA Accommodations.** If you require Americans with Disabilities Act (ADA) testing accommodations, contact your jurisdiction’s board of pharmacy as early as possible for information about the necessary procedures. See page 7 for more information.
- **Create an NABP e-Profile to Register.** Create an NABP e-Profile at <https://store.nabp.net> and register for your examinations online. Make sure the name you use to register matches the two IDs you will use to check in, including middle name or middle initial. See pages 13–15 for a detailed explanation and examples.
- **Check Registration Status.** Log in to your e-Profile to check your registration status. See the glossary on pages 38–39 for further explanation of each status.
- **Schedule Testing Appointment.** After you receive your Authorization to Test (ATT) letter, visit www.pearsonvue.com/nabp or call Pearson VUE Customer Service at 888/709-2679 to schedule an appointment. It is important to make your appointment as soon as possible in order to ensure seating for the examination. See page 10 for further explanation.
- **Consider Taking the Pre-NAPLEX.** See page 25 for information about the Pre-NAPLEX practice exam and how to register.
- **Request an e-Profile Name Change.** If your name has changed since registering for the exam, you must submit the relevant notarized form(s) and legal documentation to NABP at least five business days prior to your examination. If you fail to meet this requirement you may not be admitted to the test center. See page 15 for instructions.

Examination Day

- **Arrive Early.** Arrive at the Pearson Professional Center at least 30 minutes prior to your testing appointment.
- **Bring Acceptable Identification.** Bring two forms of acceptable identification. Acceptable identification is defined and examples are provided beginning on page 14 of this *Bulletin*.
- **Do Not Bring Prohibited Items into Test Room.** Be aware of items that are prohibited from the testing room at the Pearson Professional Center. You may wish to leave these items at home. See page 16 for a list of prohibited items.

(Continued on the following page)

After the Examination

- **Request Score Transfers.** If you wish to participate in the NAPLEX Score Transfer Program, you must register your score transfer requests by logging in to your NABP e-Profile. Score transfer requests may be submitted online up to 90 days after taking the NAPLEX. More information on the Score Transfer Program can be found on page 35.
- **Review Your Score.** Your examination score will be provided to you by the board of pharmacy from which you are seeking licensure. If your jurisdiction's board of pharmacy participates in NABP's online score reporting, you may access your score by logging in to your e-Profile. The score will be available within seven business days of taking the exam. See page 32 for more information. Contact the board if you have questions about your examination score.

If You Miss the Examination Appointment

- **Request a Resit.** If you miss the exam or fail to cancel the appointment at least two business days in advance, you may request a resit five business days from the missed exam date. See page 6 for more information.

NAPLEX/MPJE Registration

Welcome to the NAPLEX and MPJE

The NAPLEX and MPJE are developed by NABP for use by the boards of pharmacy as part of their assessment of candidates' competence to practice pharmacy.

NAPLEX and MPJE Registration Fees

NAPLEX® North American Pharmacist Licensure Examination®	\$505 per examination
MPJE® Multistate Pharmacy Jurisprudence Examination®	\$210 per examination

Online Examination Registration Through Your NABP e-Profile

Online registration for the NAPLEX, MPJE, and NAPLEX Score Transfer can be accessed via the "Programs" page of the NABP website, available at www.nabp.net/programs. Click on NAPLEX or MPJE, then click the "Registering for..." link in the left navigation.

To register, you must log in to your NABP e-Profile. If you do not have an NABP e-Profile, you can create one by following the steps below.



Note: A Social Security number is required to create an e-Profile. If you do not have a Social Security number, contact NABP Customer Service Monday through Friday, 9 AM to 5 PM Central Time, at 847/391-4406, or by e-mail at custserv@nabp.net.

Candidates must provide all the requested information and pay the relevant examination fee(s) as instructed. Registration entry errors could delay your ATT.



See the "Authorization to Test" section on page 9 for more information

Creating a New e-Profile in Order to Complete the Online Examination Registration



If you already have an NABP e-Profile, skip to the "Completing the Online Examination Registration Form" section on page 4.

1. Visit <https://store.nabp.net>; click on the **Create an e-Profile button**.

2. **Read and Agree to Terms of Service**

Read the Terms of Service and select the box to acknowledge and accept the Terms of Service. You will be unable to continue without accepting these terms.

3. **Select Products and Services**


On the "My e-Profile" page, check the NAPLEX, NAPLEX Score Transfer, MPJE, and Score Results boxes and the corresponding boxes for any additional products or services you plan to use.


4. **Enter Personal Information**

Enter the correct information in the appropriate boxes. All pertinent information (maiden name, Social Security number, date of birth) must be entered.

Name

- Enter your name, including last, first, middle name or initial, and suffixes exactly as it appears on your identification.

 **Important:** Your name must be entered exactly as it appears on the two forms of identification you will present at the testing center. Always use the same form of your name when scheduling a testing appointment.

 More information on registration and identification name matching requirements is available on pages 13–15 in the “Identification Requirements” section.

E-Mail Address and Password


- The e-mail address you enter will be the username you use to log in to your e-Profile.
- Your password must be at least six characters long and must include at least one letter and one number.


5. Enter Contact Information

Enter your home or business address, phone number(s), and other contact information. On the next screen, confirm that your contact information is correct.

6. Create Security Questions

Remember the answers to your three security questions. This information will be used to confirm your identity when you contact NABP Customer Service or if you forget your password.

 Once you complete step 6, you will receive an e-mail with your e-Profile ID. Your e-Profile ID number will also appear in the upper right corner of the screen when you are logged in.

 **Note:** To ensure timely and accurate assistance, always include your e-Profile number when contacting NABP.

Completing the Online Examination Registration Form

Log in to your NABP e-Profile to register for the NAPLEX or MPJE. Once you have logged in, you will be brought to your e-Profile Dashboard. Here you will be able to view status information on the NABP services you are utilizing (a full list of the possible statuses, including definitions, is available in Appendix A on page 36. To register for an examination, click the **NAPLEX/MPJE** link under Programs and Services (or click **Exam Services** from the navigation menu on the left side of the page), then click the **Register for** button for the test you would like to register for.

Read and Agree to Non-Disclosure Agreement

Read the terms and conditions of the NABP Non-Disclosure Agreement and select the box to acknowledge and accept. You will be unable to continue unless you accept the terms and conditions of the Non-Disclosure Agreement.

Jurisdiction and Education Information

- Select the state or jurisdiction for which you are seeking eligibility to take the NAPLEX. The state you select will be considered your primary state or jurisdiction for licensure.
- Select the country in which your school or college of pharmacy is located. Schools within the United States can be selected from a drop-down list. The schools are in alphabetical order and are preceded by their numeric code.

- If your school or college of pharmacy is located outside of the US, the code "999-other" will appear. Type the name of the school or college of pharmacy in the following field.
- Enter the date your degree was conferred as the "Date of Graduation."

Billing and Payment Information

- Select the correct "Bill To" address. If the billing address for the credit card you are using does not match the address you entered when registering, you can add it by clicking the **+Add Address** button.
- Enter credit card information.
- Payment is due at the time of registration.



Important: NABP does not accept personal checks as payment. All online payments must be made using a Visa, MasterCard, or American Express debit or credit card.

Request Testing Accommodations

If you will be contacting your board(s) of pharmacy to request testing accommodations under the ADA, select the Accommodations option. ADA accommodation requests must be made to the applicable board of pharmacy. See page 7 of this *Bulletin* for more information.

Additional Registration Options

Once registration has been successfully completed, additional NAPLEX/MPJE registration options are available through your e-Profile and are described below. Click the **NAPLEX/MPJE** link under Programs and Services (or click **Exam Services** from the navigation menu on the left side of the page), then click on the appropriate link under the Available Actions column of the Active Registrations section. If an option does not appear, you are most likely ineligible to perform that action.

Adding Score Transfers and Canceling Score Transfers

Each score transfer request requires a \$75 administrative fee. NAPLEX score transfer requests may be made at the time of registration, or up to 90 days after the examination date (the day of the exam is considered day one).

To cancel a score transfer request, click the Cancel Score Transfer Request link. No refunds are issued for canceled score transfers. There is no additional charge to cancel a score transfer.



See page 35 for more details on score transfer requests.

Canceling/Withdrawing Registration

Partial refunds are issued for canceling or withdrawing a NAPLEX or MPJE registration if the action is completed before your eligibility expires.

Candidates are not permitted to register for another NAPLEX or MPJE in the same jurisdiction for five business days after canceling/withdrawing. To cancel, log into your NABP e-Profile and click **Cancel** under the Available Actions column.

Partial refunds will not be issued if a request is received:

- More than two years after the initial registration.
- After the eligibility has expired.
- If a scheduled testing appointment is missed.

Partial Refund Amounts for Examination Cancellation/Withdrawal

NAPLEX	\$360
MPJE	\$125



Note: Candidates wishing to cancel/withdraw registration and who have a scheduled appointment must contact Pearson VUE to cancel the exam at least two business days before the scheduled appointment. See page 10 for more information on canceling/rescheduling appointments with PearsonVUE.

Changing Primary Jurisdiction

Changing states or jurisdictions requires a \$50 administrative fee. Once the primary jurisdiction is changed, the ATT and scheduled appointment (as applicable) for the previous jurisdiction will no longer be valid.

Change of jurisdiction requests must be made at least two business days before a scheduled examination. Requests made less than two business days before a scheduled examination will not be honored and the administrative fee will be forfeited.

Resitting After a Missed/Canceled Appointment

Candidates who miss their scheduled testing appointment without following the cancellation procedure (see page 5) forfeit their testing fees. Five business days after the scheduled exam, you may pay the resitting fee and request to resit. Click the **NAPLEX/MPJE** link under Programs and Services (or click **Exam Services** from the navigation menu on the left side of the page), then click the **Resitting** link in the Available Actions column under "My Active Registrations." This option restarts the registration process.

Fees payable to NABP may be submitted via credit or debit card by selecting Resit under available actions in the online application. Once your fee has been processed, you will receive a new ATT.

Resitting Fees

NAPLEX	\$140 per missed appointment (to NABP)
MPJE	\$90 per missed appointment (to NABP)

If the **Resit** link does not appear, it may be for one of the following reasons:

- Eligibility will expire in 10 business days or less. Because NABP cannot guarantee the issuance of an ATT before eligibility has expired, the request for the resit is not permitted.
- The examination has already been taken after a no-show and was not passed. Candidates that miss an appointment, reapply, then fail the examination must register again.
- It has been less than five business days since the original exam. The link will not appear until five business days after the scheduled exam.

Obtaining Score Results

Candidates in states that participate in the NABP online score interface will typically be able to access NAPLEX and MPJE score results within seven business days of taking the examination. Log in to your NABP e-Profile and click **Exam Results**.

NAPLEX online score reports are only displayed under the state registered as your primary jurisdiction. Thus, candidates whose primary jurisdictions do not participate in online score reporting will not be able to view scores in their e-Profile, even if another state your score is reported to does participate.

A list of states that participate in the NABP online score reporting interface is available in the NAPLEX and MPJE sections of the NABP website.



Note: Only state boards of pharmacy have authority to issue a license to practice pharmacy. The posting by NABP of a passing examination score does not constitute a license to practice pharmacy. Boards will not accept online examination scores posted online by NABP for purposes of score transfer or obtaining licensure. Online reports are for candidate use only.



Note: If you are still eligible to test and would like to resit for an exam you do not need to re-register. Request a resit and pay the resitting fee online.



Note: If you have questions about obtaining your test score results, please contact the relevant board(s) of pharmacy.

Testing Accommodations

All testing accommodation requests will be evaluated by the appropriate board of pharmacy and will be forwarded to NABP for review. If more information is needed to support the testing accommodation request, NABP may contact the board of pharmacy and the candidate.

All provided information may be shared between NABP and the boards of pharmacy, including but not limited to the request, history, and nature of the accommodations requested. When all documentation is acceptable, NABP will notify the candidate and board of pharmacy and will arrange the appropriate accommodations with the testing vendor.

Accommodation request approval is current for one year from the date that the candidate and board of pharmacy are notified. After one year, the candidate must complete and submit a new set of documents.

To submit an accommodation request, please download, print, and complete the [Accommodation Request Form](#). Submit the completed form to the board along with the required detailed documentation. The completed form should include the following:

- **Part I** – Applicant’s Statement
- **Part II** – Practitioner’s Statement and Diagnostic Results
- **Part III** – Academic/College Statement (as applicable)

I. Applicant’s Statement

- a. A detailed report written by the applicant describing the disability and justification for the requested accommodations along with the completed Application for Disability Accommodation form, Part I: Applicant’s Statement.
- b. A description of treatment for the disability or condition (eg, any medication management regiment, including the effect the medication has on the condition). List any physical therapy, hearing aids, magnifying equipment, or psychotherapy regimens recommended by practitioners.

II. Practitioner’s Statement and Diagnostic Results

- a. Each provider is required to complete Part II of the ADA form “Practitioner’s Statement” including the date of the initial diagnosis, date last evaluated, and the length of time as a patient.
 - i. The practitioner should provide evidence that they are qualified to make the appropriate diagnosis, including licensing or certification and specialization credentials.
 - ii. A statement of the specific diagnosis of the disability is required. A professionally recognized diagnosis for each category of disability is expected. The supporting written statement should explain the recommended accommodation and how the accommodation will be justified in the testing environment. The attached document should be typed on identifying letterhead and signed by the practitioner.
 - iii. A written explanation should be provided if no history of accommodations were required in similar or past testing environments. The explanation should account for any disability that is not permanent or long-lasting.
 - iv. Describe any treatment for the disability or condition prescribed (eg, any medication management regimens, the effect the medication has on the disability).

- b. Diagnostic tests to support requests. Current diagnostic tests, as applicable, and relevant medical history should be submitted. In most cases, an evaluation should have been conducted within the past three years. Specific tests should support the diagnosis and recommendation.

III. *Academic/College Statement*

- a. College Statement: Attestation from a credible source documenting accommodations afforded in a testing environment. For example, a letter from the candidate's college of pharmacy outlining the accommodations utilized in one's academic experience.
- b. Provide evidence that accommodations were afforded in other testing environments, eg, academic, standardized testing.



Important: Testing accommodation requests that are unreasonable or that would fundamentally alter the nature of the examination or the security of the examination, or that would impose an undue burden to NABP or to other candidates will be subject to denial.

Scheduling With Testing Accommodations

Candidates approved for testing accommodations may not schedule examinations directly with Pearson VUE until they are instructed to do so by NABP. Once notified by NABP, candidates must schedule their testing appointment with Pearson VUE by calling their customer service number at 800/466-0450.

Your Examination Appointment

Testing Centers

The NAPLEX and MPJE are administered by Pearson VUE at its Pearson Professional Centers, which are located in all 50 of the United States, its territories, and the District of Columbia.

Jurisdictions Requiring MPJE


You must contact the board of pharmacy to confirm whether a specific jurisdiction requires the MPJE. As of June 1, 2013, 48 boards require the MPJE for initial licensure, and 48 boards require the examination for license transfer.

Eligibility Requirements


To take the NAPLEX and/or MPJE, candidates must meet the eligibility requirements of the board of pharmacy from which they are seeking licensure.

The board will determine your eligibility to take the examinations in accordance with the jurisdiction's requirements.

You may check your eligibility status by logging in to your NABP e-Profile. Click the **NAPLEX/MPJE** link under Programs and Services (or click **Exam Services** from the navigation menu on the left side of the page) under "My Active Registrations." A full list of possible statuses, including definitions, is available on page 38.

 **Important:** If a board of pharmacy has not made a candidate eligible to test within two years of the date that the candidate initially registered with NABP, the candidate's record will be closed and all fees will be forfeited.

If you have questions concerning eligibility requirements, contact the board of pharmacy in the jurisdiction from which you are seeking licensure.

 The most current listing of board of pharmacy contacts is available on NABP's website at www.nabp.net/boards-of-pharmacy.

Authorization to Test

After the board of pharmacy determines candidates' eligibility to take the examination, it will notify NABP. Candidates who have registered for the NAPLEX and/or MPJE will receive an ATT letter by or letter from Pearson VUE. The ATT letter includes eligibility dates during which you may take the examination, instructions for scheduling your testing appointment, and other important information.

Candidates should make sure all information in their ATT letters is correct. Check to make sure your name on the ATT letter exactly matches the two forms of identification you will bring to check into the testing center.

 See "Name Matching Guidelines" on page 13 for more details.


If you do not receive or have misplaced your ATT letter, contact Pearson VUE Customer Service Monday through Friday at 888/709-2679 7 AM to 7 PM (CST). Be sure to check your spam or junk email folder before you call. ATT letters or numbers will not be issued via phone or fax.

Scheduling Your Examination Appointment

You cannot schedule your examination appointment until you receive your ATT letter.

Examination appointments are made on a first-come, first-served basis, depending on availability at the testing center. ATT letters indicate the time frame eligibility period each candidate may schedule an appointment; however, boards of pharmacy may have more stringent deadlines for completing the exam(s) as part of their requirements for licensure.

Exams must be scheduled in accordance with the board's deadline requirements.

 **Important:** It is recommended to schedule your appointment as soon as you receive your ATT letter. Scheduling may be difficult during high-volume times of year, particularly spring and summer. Even if you do not want to test immediately, we recommend that you schedule early. Waiting to schedule your examination appointment may significantly limit the dates your preferred test center has available seating. If you wait to schedule your appointment until the end of your eligibility period, an appointment may not be available prior to the eligibility end date. If this occurs, no extensions of eligibility will be granted. You may be required to submit a new registration form and fees.

You must adhere to the procedure below when scheduling your appointment.


Scheduling

Online Scheduling: You may schedule an examination at a testing center through the Pearson VUE website (www.pearsonvue.com/nabp). Follow the instructions on the page to set up a Web account to select your preferred testing location, date, and time. You may also schedule an examination appointment by calling Pearson VUE Customer Service 888/709-2679 7 AM to 7 PM (CST).

Scheduling By Phone: If you choose to call Pearson VUE's Customer Service Department to schedule an appointment, you will be asked to verify your identity by stating your last name, first name, middle name or middle initial, and suffixes, along with demographic information, and to confirm which NABP examination you have been authorized to take.


The Pearson VUE Customer Service agent will search for the location closest to the address you provided on your application to your board of pharmacy, or if you have a preferred site, the agent can search that site for appointment availability. To review the locations of the testing centers, please visit www.pearsonvue.com/nabp.

Confirmation Message: Once your appointment has been scheduled, you will receive a confirmation email that provides the details of your examination appointment, directions to your selected test center, and instructions and policies on rescheduling and canceling your examination appointment.

 **Important:** You must make sure all personal information is correct on your appointment confirmation email and ATT letter. For name changes and corrections, along with other demographic updates, contact NABP Customer Service at 847/391-4406 Monday to Friday, 9 AM to 5 PM CST or by email at custserv@nabp.net. Name changes and corrections must be completed at least five business days prior to the date of your scheduled exam (see page 15).

Canceling/Rescheduling Appointments

You may cancel or reschedule your examination appointment via your Pearson VUE Web account at www.pearsonvue.com/nabp or by calling Pearson VUE Customer Service at 888/709-2679.

 **Note:** Candidates approved for testing accommodations must contact NABP directly to cancel or reschedule an examination appointment.

Cancellations and rescheduled appointments must be made at least two business days prior to your scheduled appointment. For example, if you are scheduled to test at 9 AM Monday, you must call by 9 AM on the previous Thursday to cancel or reschedule. Your appointment is not canceled or rescheduled until you receive a confirmation from Pearson VUE. If you cancel without the required notice you will forfeit your testing fee.

To reschedule your appointment, you must submit the appropriate fees to Pearson VUE, either online or via their Customer Service Department. There are NO exceptions to this policy.


Rescheduling Fees

NAPLEX	\$50 per rescheduled appointment (to Pearson VUE)
MPJE	\$50 per rescheduled appointment (to Pearson VUE)

NAPLEX/MPJE Administration

On the Day of the Examination

In accordance with NABP policies and procedures, Pearson Professional Center staff will enforce the requirements explained below in order to ensure a positive testing experience and the security of the examination. Review the following information before your examination administration.

- **Arrive early.** Be at the test center at least 30 minutes before your scheduled appointment time to allow for check-in procedures. Most candidates will begin their testing session within 30 minutes after their scheduled appointment time.
 - » If circumstances cause you to wait more than 30 minutes after your scheduled appointment time, you will have the choice to continue waiting or to reschedule your appointment at no additional charge.
 - » If you arrive at the test center more than 30 minutes after your scheduled appointment, and are denied admission to sit for the examination, you will be required to forfeit your appointment. There are no refunds of testing fees for forfeited appointments. Pearson VUE will do all they can to accommodate a late arrival, however, the determination to permit you to test is solely at the discretion of the testing center staff.
- **Bring Identification.** When you arrive at the test center, you will be required to present two forms of ID: A photo ID that includes your signature and a second form of ID with a signature.
-  See "Identification Requirements" beginning on page 13 for more information.
- **Follow Security Procedures.** All candidates will be required to have a palm vein scan, provide his or her digital signature, and have a digital photograph taken prior to being admitted to the testing room.
 - » For palm vein scans, a device will be used to digitally record the pattern of the candidate's palm veins. Candidate palm vein patterns are digitally encrypted and securely transmitted to Pearson VUE.
 - » In the event that you are physically unable to provide a digital signature or palm vein pattern, you must contact NABP at least 30 days prior to your examination date.
- **Remain Seated.** Once you have been admitted, the test center administrator will escort you to a workstation. From this point on, you must remain in your seat except when authorized to leave by a test center administrator. After being admitted, **you may not leave the testing room** without permission and **you may not leave the testing center building** for any reason until the examination is completed.



Note: Your exam score may be invalidated or canceled, you may forfeit your appointment to test, and you may be required to reapply for the examination if:

- » You leave the testing room without permission, or
- » You leave the testing center building, regardless of reason.

There will be no refund of your testing fees in these cases.

- **Scheduled and Unscheduled Breaks.**
 - » **NAPLEX:** You will have the option of taking a 10-minute break. The computer screen will display a prompt to let you know you may take the break. You may accept or decline the option.
 - » **MPJE:** There are no scheduled breaks.



Note: Time used for any **unscheduled breaks** during the NAPLEX and MPJE will be subtracted from your testing time.

- » Your palm vein pattern must be scanned to reenter the testing room after any break.

- **Supplies Provided.** The administrator will provide you with an erasable note board and pen. You may not remove these materials from the testing room at any time. Using your own scratch paper or pen is prohibited.
 - » **NAPLEX Only:** An on-screen calculator can be activated during the examination for your use. The on-screen calculator can be used in a scientific or five function mode. Please note that many of the calculations on the NAPLEX will require the on-screen scientific calculator. A candidate requesting a handheld calculator for any reason, will be supplied a five function calculator by Pearson VUE. Personal calculators of any kind are prohibited.
- **Notify Pearson VUE Staff of Problems.** If you need help for any reason, raise your hand and notify a testing administrator. Examples include:
 - » Computer malfunctions.
 - » Note board or pen replacements.
 - » Break requests.
- **Testing Format.** The format of the examinations requires that ALL test questions be answered in the order in which they are presented. You will NOT be allowed to skip a question or return to a previous question to review your answer. Once you have confirmed an answer choice and moved on to the next question, you CANNOT return to the previous question to change your answer.
- **Completing the Exam.** When you have completed the examination and/or the end-of-examination survey, the test administrator will collect your note board and pen and assist you with the check-out process.

Identification Requirements

Admission to the testing center requires two forms of ID consisting of a primary form of ID that contains your signature with a recent photograph of you, and a secondary form of ID with your signature. Both forms of identification must adhere to the name matching guidelines below.



Important: Candidates will NOT be admitted to the examination without the proper ID, and you will NOT have an opportunity to reschedule your testing appointment at the test center. There will be no refund of your testing fee and you will be required to pay an additional fee to schedule again.

Name Matching Guidelines

The printed name on both your primary and secondary forms of ID must match the name that appears on your ATT letter. The name on your ATT letter is the same name you entered when creating your NABP e-Profile.



Important: Reference the two IDs you will use at the testing center when creating your e-Profile. Enter your name exactly as it appears on both primary and secondary IDs, including first, middle, and last names, and suffix.

Some flexibility is allowed regarding the matching of middle names and initials. It is acceptable for your ID to contain your full middle name and your ATT letter to contain only your middle initial, as long as the middle initial matches the first letter of your middle name. Similarly, if your ATT letter contains your full middle name and your ID contains only your middle initial, you will be admitted to test if the middle initial on your ID matches the first letter of the middle name on your ATT. The chart below contains examples of acceptable and unacceptable combinations.

ATT	ID	Acceptable?
John D. Smith	John David Smith	Yes
John David Smith	John D. Smith	Yes
John D. Smith, Jr	John David Smith, Jr	Yes
John David Smith, Jr	John D. Smith, Jr	Yes
John D. Smith	John D. Smith Jr	No
John David Smith Jr	John David Smith	No
John Smith	John David Smith	No
John D. Smith	John Smith	No
John David Smith	John Smith	No

If the name on both your primary and secondary IDs does not match the name on your ATT, you must send the appropriate documentation to NABP to update your registration at least five business days prior to the date of the scheduled examination.



Important: If the name you registered with is different from the name on your IDs, you will not be admitted to the testing center. Name updates or approvals will not be completed at the testing center.

Acceptable Forms of Photo Identification.

All forms of identification must be issued by either the US/US territories or Canada.

You must present one of the following acceptable IDs, which must be current (not expired) and contain a recent recognizable photograph and your signature. The only exceptions are government-issued military IDs which may contain a signature or thumbprint.

- US/Canadian passport
- US/Canadian driver's license
- US state/Canadian province ID
- US/Canadian temporary driver's license
- US learner's permit
- US military ID
- Canadian military ID

Acceptable Forms of Secondary Identification

All forms of identification must be issued in either the US/US territories or Canada.

All secondary IDs must be current and must contain the candidate's signature. All valid debit/credit/ATM cards must be issued through Visa, Discover, MasterCard, or American Express.

- US/Canadian passport
- US/Canadian driver's license
- US state/Canadian province ID
- US/Canadian temporary driver's license
- US learner's permit
- US military ID
- Canadian military ID
- US passport card
- Valid debit/credit/ATM cards

Unacceptable Forms of Identification

Unacceptable ID documents that will not be accepted include, but are not limited to, the following:

- IDs with no photo
- Foreign passports, driver's licenses, or ID cards
- Expired US/Canadian passport
- Expired US/Canadian driver's license
- Draft classification card
- Letter of identity from a notary
- Social Security card
- Employee ID
- Green card

Temporary IDs


All candidates using forms of temporary identification must follow the same guidelines listed under the "Acceptable Forms of Photo Identification" and "Acceptable Forms of Secondary Identification" headings above and must meet the name matching guidelines.

All temporary forms of identification must be current (unexpired) and contain a recent recognizable photograph with your signature. A secondary form of identification is still required. Acceptable forms of temporary identification include only:

- State-issued temporary driver's licenses (with a photo)
- State-issued temporary ID cards (with a photo)
- State issued learner's permit (with a photo)

Legal Name Changes

Candidates who change their name after they register for an exam are required to submit legal name change documentation to the board of pharmacy and NABP. If the name with which you have registered is different from the name on your IDs, you must contact your board of pharmacy and NABP to make a legal name change at least five business days prior to your scheduled examination.

-  See the "Frequently Asked Questions" page (NAPLEX/MPJE Online Registration Assistance, question 3) on the NABP website for links to the required forms and other more detailed instructions.

The only acceptable forms of legal documentation are marriage licenses, divorce decrees, and/or court action legal name change documents. All documents must be in English, or accompanied by a certified translation. Photographs of original documents may be submitted.

If the name with which you have registered is different from the name on your IDs, you will not be permitted to test. Name changes cannot be completed at the test center and documentation brought to the test center confirming your name change will not be accepted.

Test Center Restrictions

To ensure that examination results for all candidates are earned under comparable conditions and represent fair and accurate measurement of each candidate's individual knowledge and skills, it is necessary to maintain a standardized and secure testing environment. All candidates must adhere to the following policies:

- No reference, study, or other materials or devices may be brought into the testing center.
- Candidates will not be allowed to take anything into the testing room at the Pearson Professional Center other than those items given to them by the test center administrator and their ID documents (eg, passport, driver's license).

- Prohibited items will not be allowed into the testing room. Prohibited items include, but are not limited to, the following:

» Beverages	» Computer bags	» Pagers
» Books	» Contents of pockets	» Photographic devices
» Book bags or backpacks	» Food	» Recording devices
» Briefcases	» Handbags/purses	» Wallets
» Calculators	» Other electronic or digital devices (watches, PDAs)	» Weapons
» Cell phones		
» Computers/tablets	» Outerwear (coats, hats)	

- Secure storage located outside the testing room will be provided for personal items, but space is limited. Test centers assume no responsibility for candidates' personal belongings.
- Even if no secure storage is available, you will be required to leave all other personal belongings, including prohibited items, outside the testing room.



Note: Candidates may have access to some personal items, including beverages, food, handbags/purses, and wallets, while outside the testing room during scheduled or unscheduled breaks.

- Use of tobacco is not allowed in the testing room or in the testing center.
- Friends or relatives who accompany you will not be permitted to wait in the test center or test room during your admission process or during your examination.
- Candidates may not leave the test center building during the examination. If you leave the testing room without permission or the testing center building at any time during an examination appointment, you may be suspended from the test administration and your score may be invalidated.

Security Measures

The NAPLEX and MPJE are the property of NABP and are confidential examinations that are protected by trade secret law, copyright law, and other applicable state and federal laws and regulations. The NAPLEX and/or MPJE will be made available to the examination candidate solely for the purpose of determining eligibility for licensure in the field of pharmacy.

- Examination candidates are expressly prohibited, at all times, from offering, disclosing, reproducing, transmitting, receiving, utilizing, or making available the NAPLEX or MPJE including, but not limited to, examination question format, questions, profiles, answers, and scenarios, in whole or in part, in any form and by any means, whether verbal, written, electronic, or mechanical, for any purpose.
- Numerous security measures will be enforced during the test administration to ensure the integrity of the examination programs.
- Be aware that you will be observed at all times while taking the examination. This observation may include direct observation by test center staff, as well as video and audio recordings of your testing session.

Misconduct

Individuals are prohibited from engaging in misconduct in connection with the NAPLEX or MPJE at all times, including during an examination appointment session as described in this *Bulletin*. Misconduct includes, but is not limited to, misconduct during the examination appointment session (see next paragraph) or offering, disclosing copying, reproducing, transmitting, receiving, utilizing, or making available any portion of the NAPLEX or MPJE in any form to or from individuals, study groups, organizations, entities, or the like, or attempting or arranging to have an individual take the examination for you.

Misconduct during the Examination

Individuals who engage in any of the following misconduct or who exhibit any of the following behaviors during their examination appointment session may be subject to one or more of the actions listed in the “Actions” subsection of this *Bulletin*, below. The examination appointment session begins when the candidate is checked in to the test center, and includes scheduled and non-scheduled breaks, and ends when the candidate is dismissed from the center.

Examples of misconduct during the examination appointment include but are not limited to:

- Attempting to take the examination for someone else or taking the examination for someone else
- Attempting to have someone else take the examination for you or having someone else taking the examination for you
- Taking the examination for any purpose other than determining the eligibility for licensure, unless otherwise approved by NABP and the board(s) of pharmacy
- Accessing a cell phone or any other electronic communications devices
- Using notes, books, reference material, or other aids
- Attempting to aid an individual or receive aid to complete the examination
- Bringing any materials, devices, or items to the examination appointment session that may compromise the security or validity of the administration
- Failing to follow an administrator’s instructions
- Creating a disturbance of any kind
- Removing or attempting to remove from the test center scratch paper, note boards, writing materials, or the like
- Copying or memorizing examination questions, answers, or any other examination content and/or removing this information
- Tampering with the operation of the computer or attempts to use it for any function other than taking the examination
- Leaving the testing room without permission
- Leaving the testing center building for any reason
- Offering, disclosing, copying, reproducing, transmitting, receiving, utilizing, or making available any portion of the NAPLEX or MPJE in any form

Actions

If NABP obtains information that an individual has engaged in any misconduct, as defined in the *Bulletin*, NABP, in its sole discretion, may take one or more actions including but not limited to:

- Suspension of the test administration
- Forfeiture of all testing fees
- Termination of the test administration
- Withholding the reporting of the examination score while NABP reviews the matter
- Invalidation/Cancellation of an examination score
- Notification to one or more boards of pharmacy or state or federal law enforcement agencies
- Initiation of civil, criminal, and/or administrative proceedings against the candidate that may result in civil penalties, criminal punishments, and/or disciplinary action including denial of licensure or licensure revocation by one or more board(s) of pharmacy



Important: NABP reserves the right to share information concerning the cancellation or invalidation of a candidate’s NAPLEX and/or MPJE score or candidates’ misconduct with boards of pharmacy or law enforcement authorities as applicable.

Individual or Group Irregularities

Unlike cases of individual candidate misconduct, occasional testing irregularities occur that affect an individual or a group of test takers. Such problems include, without limitation, administrative errors, defective equipment or materials, as well as other disruptions of test administrations (eg, natural disasters and other emergencies). When testing irregularities occur, Pearson VUE will conduct an investigation to provide information to NABP. Based on this information, NABP, at its sole discretion, may not score the test, may withhold the reporting of a score while NABP reviews the matter, or may cancel or invalidate the test score. If NABP deems it appropriate to do so, NABP will work with Pearson VUE to give affected candidates the opportunity to retake the test as soon as possible, at no additional cost. Affected test takers will be notified of the reasons for the cancellation and their options for retaking the test. The appeal process does not apply to testing irregularities.

NAPLEX and MPJE Score Withholding, Cancellation, or Invalidation

NABP reserves the right to determine, in its sole discretion and at any time, whether to withhold the reporting of an examination score so it can review a matter involving irregularities or misconduct, or to cancel or invalidate one or more examination scores. NABP may cancel or invalidate an examination score regardless of whether there is evidence of a candidate's personal involvement in group or individual irregular activities.

The bases for withholding, cancelling or invalidating individual or group examination scores may occur prior to, during, or after examination administration and include, but are not limited to, the following: examination administration errors; equipment malfunction; candidate misconduct, noncompliance with policies; observed irregular behavior; discrepancy/falsification of an examinee's identification; impersonating an examinee or allowing an unauthorized person to take the exam; unusual answer patterns; unusual or large score variances among a candidate's examinations; leaving a testing center facility; accessing exam content prior to taking the exam; stealing exam content; communicating with other test-takers during an examination appointment session, disclosing, publishing, reproducing, or transmitting an exam, in whole or in part, in any form or by any means, verbal or written, or electronic or mechanical, for any purpose. NABP's right to determine whether to withhold, cancel or invalidate an examination score is not in any way waived or modified because NABP processed an examination registration form, authorized a candidate to sit for an examination, scored an examination, or reported an examination result.

Inclement Weather

In the event of a testing center closing due to inclement weather, Pearson VUE will attempt to contact the candidate to reschedule the appointment; however, it is the responsibility of the individual candidate to contact Pearson VUE to determine if the test center is open and/or to reschedule his or her appointment.

If the Pearson Professional Center where the candidate is scheduled to test is open and the candidate does not keep his or her scheduled appointment, the candidate forfeits all fees and no portion of the examination fee will be refunded. Resitting fees apply (see page 6).

Technical Difficulties

On rare occasions, technical difficulties occur at testing centers. If you experience a computer-related technical problem, notify the test center administrator immediately. Every effort will be made to correct any difficulties as soon as possible. Should the testing center experience a loss of power, backup systems are in place, and every reasonable effort will be made to retrieve testing data.

Once power is restored, candidates will be able to continue their testing sessions from the point at which they were interrupted.

If technical issues cause you to wait more than 30 minutes after your scheduled appointment time, or a restart delay lasts longer than 30 minutes, you will be given the choice of waiting to continue the exam or rescheduling your appointment with no additional fee.

If you choose not to reschedule, but rather to continue testing after a delay, you will have no other options and your testing results will be considered valid. If you choose to reschedule your appointment or the technical issue cannot be resolved, you will be allowed to test at a later date, at no additional charge and without a required waiting period.

NAPLEX

What is the NAPLEX?

The NAPLEX is a 185-question computer-based examination that uses adaptive test technology to deliver a mixture of selected-response and constructed-response test questions. Of the 185 delivered questions, 150 are operational and will be used to calculate your test score. The remaining 35 questions are pretest questions and will not count toward your NAPLEX score. Pretest questions are included on all NAPLEX examinations and are administered to evaluate their appropriateness for possible inclusion in future examinations. The pretest questions are dispersed throughout the examination and cannot be identified by the candidate. The total test time is 4.25 hours.

The majority of the questions on the NAPLEX are asked in a scenario-based format (ie, patient profiles/medical records with accompanying test questions). To properly analyze and answer the questions presented, you must refer to the information provided in the patient profile/medical record.


Candidates may be prompted to scroll and navigate these profiles/medical records exhibits in a manner so that all necessary information will not be overlooked to answer the question.


Interspersed among these profile-based questions are “stand-alone questions,” whose answers are drawn solely from the information provided in the question.

The NAPLEX Test Design

The goal of the NAPLEX test design is to measure a candidate’s knowledge and ability as accurately and efficiently as possible. The examination is assembled as you answer questions, using information recorded and computed during the examination to influence the composition of the remainder of the examination.

When you respond to computer-selected NAPLEX questions, the adaptive technology will assess your answers and use that information to select your next test question. The computer will then select a question suited to your estimated ability level from the test’s question pool. Your ability level will be estimated from a combination of your responses (right and wrong answers) and the attributes of the questions that you were assigned. The passing scaled score for NAPLEX is 75. The minimum scaled score you can earn is zero and the maximum is 150.


 See page 32 for more information on score results.

 **Important:** You cannot change an answer once you have confirmed an answer choice. You cannot go back to review a question once you have moved on to the next question.

You must answer ALL questions in the order in which they are presented, and you may NOT skip a question.

NAPLEX Competency Statements

The NAPLEX Competency Statements provide a blueprint of the topics covered on the examination. They offer important information about the knowledge, judgment, and skills you are expected to demonstrate as an entry-level pharmacist. A strong understanding of the Competency Statements will aid in your preparation to take the examination.

 **Important:** Following review of the spring 2014 NABP Pharmacy Practice Analysis Survey results, NABP revised the current NAPLEX competency statements. The new statements will be implemented November 1, 2015. The updated competency statements can be accessed in the Programs section of the the NABP website at www.nabp.net/programs. The current statements remain in effect through October 2015 and are set forth below.

Area 1 Assess Pharmacotherapy to Assure Safe and Effective Therapeutic Outcomes (Approximately 56% of Test)

- 1.1.0 *Identify, interpret, and evaluate patient information to determine the presence of a disease or medical condition, assess the need for treatment and/or referral, and identify patient-specific factors that affect health, pharmacotherapy, and/or disease management.*
 - 1.1.1 Identify and assess patient information including medication, laboratory, and disease state histories.
 - 1.1.2 Identify patient specific assessment and diagnostic methods, instruments, and techniques and interpret their results.
 - 1.1.3 Identify and define the etiology, terminology, signs, and symptoms associated with diseases and medical conditions and their causes and determine if medical referral is necessary.
 - 1.1.4 Identify and evaluate patient genetic, and biosocial factors, and concurrent drug therapy, relevant to the maintenance of wellness and the prevention or treatment of a disease or medical condition.
- 1.2.0 *Evaluate information about pharmacoeconomic factors, dosing regimen, dosage forms, delivery systems and routes of administration to identify and select optimal pharmacotherapeutic agents, for patients*
 - 1.2.1 Identify specific uses and indications for drug products and recommend drugs of choice for specific diseases or medical conditions.
 - 1.2.2 Identify the chemical/pharmacologic classes of therapeutic agents and describe their known or postulated sites and mechanisms of action.
 - 1.2.3 Evaluate drug therapy for the presence of pharmacotherapeutic duplications and interactions with other drugs, food, and diagnostic tests.
 - 1.2.4 Identify and evaluate potential contraindications and provide information about warnings and precautions associated with a drug product's active and inactive ingredients.
 - 1.2.5 Identify physicochemical properties of drug substances that affect their solubility, pharmacodynamic and pharmacokinetic properties, pharmacologic actions, and stability.
 - 1.2.6 Evaluate and interpret pharmacodynamic and pharmacokinetic principles to calculate and determine appropriate drug dosing regimens.
 - 1.2.7 Identify appropriate routes of administration, dosage forms, and pharmaceutical characteristics of drug dosage forms and delivery systems, to assure bioavailability and enhance therapeutic efficacy.
- 1.3.0 *Evaluate and manage drug regimens by monitoring and assessing the patient and/or patient information, collaborating with other health care professionals, and providing patient education to enhance safe, effective, and economic patient outcomes.*
 - 1.3.1 Identify pharmacotherapeutic outcomes and endpoints.
 - 1.3.2 Evaluate patient signs and symptoms, and the findings of monitoring tests and procedures to determine the safety and effectiveness of pharmacotherapy. Recommend needed follow-up evaluations or tests when appropriate.
 - 1.3.3 Identify, describe, and provide information regarding the mechanism of adverse reactions, allergies, side effects, iatrogenic, and drug-induced illness, including their management and prevention.
 - 1.3.4 Identify, prevent, and address methods to remedy medication non-adherence, misuse, or abuse.
 - 1.3.5 Evaluate current drug regimens and recommend pharmacotherapeutic alternatives or modifications.

Area 2 Assess Safe and Accurate Preparation and Dispensing of Medications (Approximately 33% of Test)

- 2.1.0 *Demonstrate the ability to perform calculations required to compound, dispense, and administer medication.*
 - 2.1.1 Calculate the quantity of medication to be compounded or dispensed; reduce and enlarge formulation quantities and calculate the quantity or ingredients needed to compound the proper amount of the preparation.
 - 2.1.2 Calculate nutritional needs and the caloric content of nutrient sources.
 - 2.1.3 Calculate the rate of drug administration.
 - 2.1.4 Calculate or convert drug concentrations, ratio strengths, and/or extent of ionization.
- 2.2.0 *Demonstrate the ability to select and dispense medications in a manner that promotes safe and effective use.*
 - 2.2.1 Identify drug products by their generic, brand, and/or common names.
 - 2.2.2 Identify whether a particular drug dosage strength or dosage form is commercially available and whether it is available on a nonprescription basis.
 - 2.2.3 Identify commercially available drug products by their characteristic physical attributes.
 - 2.2.4 Assess pharmacokinetic parameters and quality assurance data to determine equivalence among manufactured drug products, and identify products for which documented evidence of inequivalence

- exists.
 - 2.2.5 Identify and provide information regarding appropriate packaging, storage, handling, administration, and disposal of medications.
 - 2.2.6 Identify and provide information regarding the appropriate use of equipment and apparatus required to administer medications.
 - 2.3.0 *Demonstrate the knowledge to prepare and compound extemporaneous preparations and sterile products.*
 - 2.3.1 Identify techniques, procedures, and equipment related to drug preparation, compounding, and quality assurance.
 - 2.3.2 Identify the important physicochemical properties of a preparation's active and inactive ingredients.
 - 2.3.3 Identify the mechanism of and evidence for the incompatibility or degradation of a product or preparation and methods for achieving its stability.
- Area 3 Assess, Recommend, and Provide Health Care Information that Promotes Public Health (Approximately 11% of Test)**
- 3.1.0 *Identify, evaluate, and apply information to promote optimal health care.*
 - 3.1.1 Identify the typical content of specific sources of drug and health information for both health care providers and consumers, and recommend appropriate resources to address questions or needs.
 - 3.1.2 Evaluate the suitability, accuracy, and reliability of clinical and pharmacoeconomic data by analyzing experimental design, statistical tests, interpreting results, and formulating conclusions.
 - 3.2.0 *Recommend and provide information to educate the public and healthcare professionals regarding medical conditions, wellness, dietary supplements, and medical devices.*
 - 3.2.1 Recommend and provide health care information regarding the prevention and treatment of diseases and medical conditions, including emergency patient care and vaccinations.
 - 3.2.2 Recommend and provide health care information regarding nutrition, lifestyle, and other non-drug measures that promote health or prevent the progression of a disease or medical condition.
 - 3.2.3 Recommend and provide information regarding the documented uses, adverse effects, and toxicities of dietary supplements.
 - 3.2.4 Recommend and provide information regarding the selection, use, and care of medical/surgical appliances and devices, self-care products, and durable medical equipment, as well as products and techniques for self-monitoring of health status and medical conditions.

NAPLEX Sample Questions

The following are examples of question types that examinees may encounter when taking the NAPLEX. These questions are presented as examples to familiarize examinees with their formats and are not intended to represent content areas on the NAPLEX. Every examinee is presented with the opportunity to take a tutorial at the testing center, prior to initiating the NAPLEX. The tutorial instructs examinees on how to respond to all of the types of questions that could be presented on the examination. NABP strongly encourages each examinee to take the tutorial in order to become familiar with how to submit responses in the computer-based examination.

Multiple-Choice Question Format

Which of the following vaccines is contraindicated in immunocompromised patients?

- A. Pneumococcal polysaccharide
- B. Varicella
- C. Meningococcal conjugate
- D. Subcutaneous influenza

Multiple-Response Question Format

What counseling information should a pharmacist provide to a patient taking oral tacrolimus?
(Select **ALL** that apply.)

- A. Avoid live virus vaccinations
- B. Avoid grapefruit and grapefruit juice
- C. If a dose is missed, double up on the next dose
- D. Do not drink alcohol while taking this medication
- E. Medication levels need to be monitored

Constructed-Response Question Format

Griseofulvin oral suspension contains 125 mg/5 mL. A physician prescribed 250 mg bid for 2 weeks for a patient. How many milliliters of griseofulvin should be dispensed in order to fill this prescription?

(Answer must be numeric; round the final answer to the nearest **WHOLE** number.)

Ordered-Response Question Format

Rank the following topical corticosteroids from highest to lowest potency.

(**ALL** options must be used.)

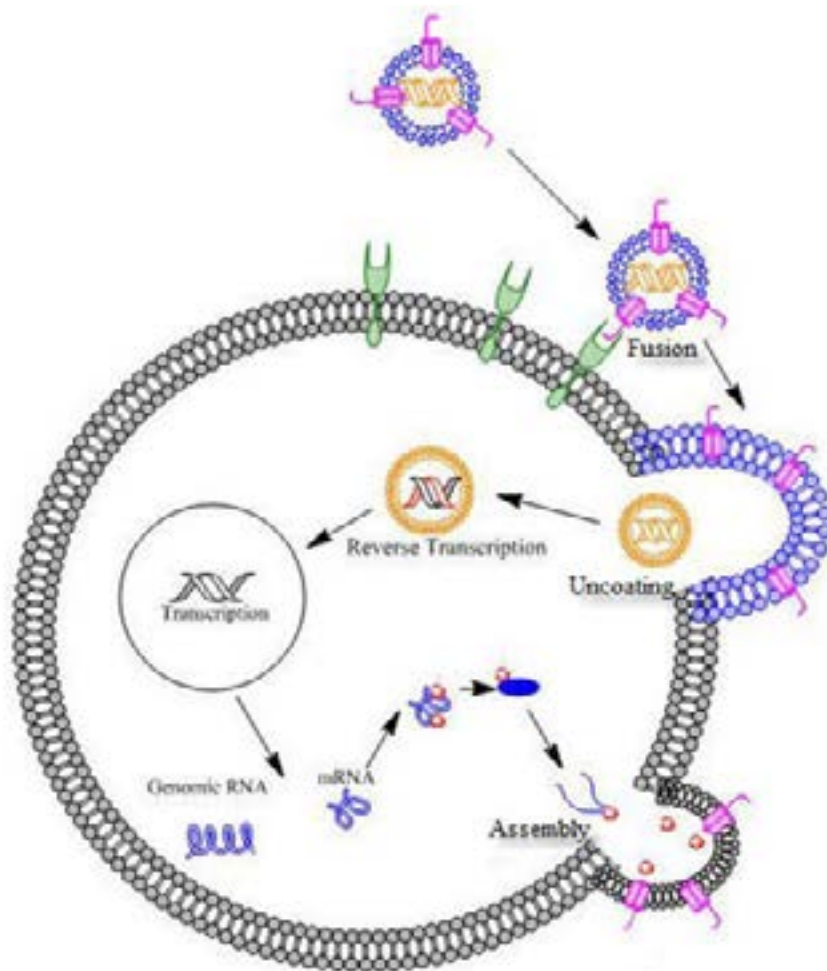
Left-click the mouse to highlight, drag, and order the answer options.

Unordered Options	Ordered Response
Fluocinonide 0.05%	
Hydrocortisone acetate 1%	
Halobetasol propionate 0.05%	
Mometasone furoate 0.1%	

Sample questions continued on the following page

Hot Spot Question Format

Using the diagram below, identify where in the HIV life-cycle, maraviroc exerts its mechanism of action. (Select the TEXT response, and left-click the mouse. To change your answer, move the cursor, select alternate TEXT response, and click.)



Pre-NAPLEX

The Pre-NAPLEX® is the only NAPLEX practice examination assembled and developed by NABP. Candidates who take the Pre-NAPLEX will have a chance to “preview” the NAPLEX experience before examination day.

The Pre-NAPLEX score is intended to provide candidates with information on their performance under pre-testing conditions when answering a subset of test questions similar to those that may be included on the NAPLEX. NABP does not claim that a strong performance on the Pre-NAPLEX indicates a likelihood of passing the NAPLEX.

For added convenience, the Pre-NAPLEX is Internet-based so it can be accessed from any computer with Internet access. The Pre-NAPLEX consists of 100 questions; two forms of the Pre-NAPLEX are available. Candidates can sit for the Pre-NAPLEX at any time on any day. The cost for each Pre-NAPLEX attempt is \$65. There are no refunds once the practice examination has been purchased.



Note: You can register for the Pre-NAPLEX via your NABP e-Profile using Visa, MasterCard, or American Express debit or credit cards. There are no refunds once the practice examination has been purchased.

The contents of the Pre-NAPLEX are confidential and protected under applicable intellectual property rights, including copyright laws. All documents, examination questions, answers, and confidential information received from this exam shall remain the exclusive property of NABP. The offering, disclosing, publishing, reproducing, transmitting, receiving without authorization, or making available the Pre-NAPLEX including, but not limited to, examination question format, questions, profiles, and scenarios, in whole or in part, in any form and by any means, whether verbal, written, electronic, or mechanical, for any purpose is prohibited at all times.



Important: If NABP obtains information indicating an examination candidate offered, disclosed, published, reproduced, transmitted, received without authorization, or made available any portion of the Pre-NAPLEX, as described above, in any form to or from individuals, organizations, study groups, or the like, NABP may take actions against the candidate resulting in but not limited to disqualification from the NAPLEX program, civil penalties, and/or criminal proceedings.

Registration Requirements

The Pre-NAPLEX is intended to benefit candidates who are preparing for the NAPLEX. However, anyone who is interested may register and take the Pre-NAPLEX. There are no eligibility requirements to take the Pre-NAPLEX.



Note: Individuals must take the Pre-NAPLEX within seven days of purchasing the exam. Also, once the student begins the exam, it must be completed in that session time.

Examination Questions and Scores

All questions used for the Pre-NAPLEX have previously appeared in the actual NAPLEX. Each of the two forms contains both stand-alone and profile questions based on the same blueprint used for the NAPLEX.

Because the Pre-NAPLEX is designed to perform like the actual NAPLEX, reviewing a completed examination questions and “going back” during the examination is not permitted.

The Pre-NAPLEX, like the NAPLEX, is only administered via computer.

The Pre-NAPLEX is scored similarly to the NAPLEX. Candidates will have the ability to print their score report for their personal records. Pre-NAPLEX scores will not be released to anyone other than the candidate.

The Pre-NAPLEX score is intended to provide you with information on your performance in answering a subset of test questions similar to those you will encounter on the NAPLEX under pre-testing conditions. NABP does not claim that a strong performance on the Pre-NAPLEX predicts passing the NAPLEX.

Preparation

To prepare for the Pre-NAPLEX, candidates should, at minimum, review the NAPLEX Competency Statements and the associated skills and knowledge base of an entry-level pharmacist. The NAPLEX Competency Statements can be accessed on page 20 of this *Bulletin*.

Retaking the Pre-NAPLEX

Students may take the Pre-NAPLEX up to two times. When registering and paying for the Pre-NAPLEX, the computer randomly delivers one of the two unique forms. If a student chooses to take the Pre-NAPLEX a second time, a different form will be administered.

Software and Computer Requirements

A computer running either Microsoft Windows or Mac OS operating system is required to take the Pre-NAPLEX and must meet the following system requirements:

- A compatible Internet browser
 - » Internet Explorer 7.0 or higher, with text size set to medium or smaller
 - » Mozilla Firefox 3.0 and higher
- Reliable Internet access (high-speed connection preferred for optimal performance)
- Access to a printer for score reports



Note: Because wireless Internet routers may fail, NABP recommends using a direct Internet connection while taking the Pre-NAPLEX.

MPJE

What is the MPJE?

The MPJE is a 90-question computer-based examination that uses adaptive technology to deliver selected-response test questions. Of the 90 delivered questions, 75 are operational and will be used to calculate your score. The remaining 15 questions are pretest questions and will not count toward your MPJE score. Pretest questions are included on all MPJE examinations and are administered to evaluate their appropriateness for possible inclusion in future examinations. The pretest questions are dispersed throughout the examination and cannot be identified by the candidate. The total testing time for the MPJE is two hours.


In cooperation with participating state boards of pharmacy, the MPJE is uniformly developed, administered, and scored under policies and procedures developed by NABP. The content of the MPJE is approved by boards of pharmacy, practitioners, and educators from around the country through their service as MPJE Review Committee members, item writers, and board of pharmacy representatives.


All candidates are tested on their mastery of pharmacy law as outlined in the MPJE Competency Statements. Each participating state board of pharmacy approves those questions that are specific to the federal and state laws of the jurisdictions in which candidates are seeking licensure. Candidates must take a separate examination for each state or jurisdiction in which they are seeking licensure.

The MPJE Test Design

The examination is assembled as you answer questions, using information recorded and completed during the examination to influence the composition of the remainder of the examination.

When you respond to computer-selected MPJE questions, the adaptive technology will assess your answers and use that information to select your next test question. The computer will then select a question suited to your estimated ability level from the test's question pool. Your ability level will be estimated from a combination of your responses (right and wrong answers) and the attributes of the questions that you were assigned. The passing scaled score for MPJE is 75. The minimum scaled score you can earn is zero and the maximum is 100.

 See page 32 for more information on score results.

 **Note:** You cannot change an answer once you have confirmed an answer choice or go back and review a question once you have moved on to the next question.

You must answer all questions in the order in which they are presented, and you may NOT skip a question.

MPJE Competency Statements

The MPJE Competency Statements provide a blueprint of the topics covered on the examination. They offer important information about the knowledge, judgment, and skills you are expected to demonstrate while taking the MPJE. A strong understanding of the Competency Statements will aid you in your preparation to take the examination.

Your formal education, training, practical experience, and self-study prepare you for the MPJE. The MPJE has been designed to assess how well you apply your knowledge, skills, and abilities to evaluate situations involving the applicable federal and state laws and regulations that govern the practice of pharmacy in the state in which you are seeking licensure. Additional information may also be obtained from the state board of pharmacy where you are seeking licensure.



Note: No distinction is made in the examination between federal and state jurisprudence questions. You are required to answer each question in terms of the prevailing laws of the state in which you are seeking licensure.

Area 1 Pharmacy Practice
(Approximately 84% of Test)

- 1.01.00 *Identify the legal responsibilities of the pharmacist and other pharmacy personnel.*
 - 1.01.01 Identify the unique legal responsibilities of the pharmacist-in-charge (or equivalent), pharmacists, interns, and the owner of a pharmacy such as, the theft and/or loss of prescription drugs; the destruction/disposal of prescription drugs; and the precedence of state, federal, or local requirements.
 - 1.01.02 Identify the qualifications, scope of duties, and conditions for practice of pharmacy technicians and all other non-pharmacist personnel, including such topics as personnel ratios and duties.
- 1.02.00 *Identify the requirements for the acquisition and distribution of pharmaceutical products, including samples.*
 - 1.02.01 Identify the requirements for ordering or obtaining pharmaceuticals, including controlled substances, from a supplier of pharmaceuticals or other sources, including the content and maintenance of records of acquisition in pedigrees.
 - 1.02.02 Identify the requirements for distributing a pharmaceutical product, including the content and maintenance of records of distribution. This addresses who may legally possess pharmaceutical products, (including drug samples), product labeling, packaging, repackaging, compounding, and sales to practitioners.
- 1.03.00 *Identify the legal requirements that must be observed in the issuance of a prescription/drug order.*
 - 1.03.01 Identify those pharmaceutical products for which a prescription/drug order is required and the limitations on their respective therapeutic uses.
 - 1.03.02 Identify the scope of authority, scope of practice, and valid registration of all practitioners who are authorized under law to prescribe, dispense, or administer pharmaceutical products, including controlled substances. This addresses, but is not limited to federal and state registrations; methadone programs; office-based opioid treatment programs; regulations related to retired or deceased prescribers; Internet prescribing; limits on jurisdictional prescribing; and prescriber/patient relationships.
 - 1.03.03 Identify the conditions under which the pharmacist participates in the administration of pharmaceutical products, or in the management of patients' drug therapy, which may include prescriptive authority, collaborative practice, consulting, counseling, and vaccine administration.
 - 1.03.04 Identify the requirements for issuing a prescription/drug order, including content and format for written; telephonic voice transmission; electronic facsimile; computer and Internet; during emergency conditions and via tamper-resistant prescription forms.
 - 1.03.05 Identify special requirements for the issuance of controlled substance prescriptions/drug orders, including content and format for written; telephonic voice transmission; electronic facsimile; computerized and Internet; during emergency conditions; conditions for changing a prescription; time limits for dispensing initial prescriptions/drug orders; and requirements for multiple Schedule II prescription orders.
 - 1.03.06 Identify the limits of a practitioner's authority to authorize refills of a pharmaceutical product, including controlled substances.
- 1.04.00 *Identify the procedures necessary to properly dispense a pharmaceutical product, including controlled substances, pursuant to a prescription/drug order.*
 - 1.04.01 Identify responsibilities for determining whether prescriptions/drug orders were issued for a legitimate medical purpose and within all applicable legal restrictions, addressing such issues as corresponding responsibility; maximum quantities; and restricted distribution systems.
 - 1.04.02 Identify the requirements for the transfer of existing prescription/drug order information from one pharmacist to another.
 - 1.04.03 Identify the conditions under which a prescription/drug order may be filled or refilled. This includes but is not limited to emergency fills or refills; partial dispensing of controlled substances; declarations of disaster or emergency; patient identification; requirements for death with dignity; medical marijuana; and conscience/moral circumstances.
 - 1.04.04 Identify the conditions under which prospective drug use review is conducted prior to dispensing a prescribed pharmaceutical product for appropriate patients. This includes the requirements for documentation, such as those for patient profiles.

- 1.04.05 Identify the conditions under which drug product selection is permitted or mandated; addressing consent of the patient and/or prescriber; passing on of cost savings; and documentation of the product dispensed.
- 1.04.06 Identify the requirements for the labeling of pharmaceutical products dispensed pursuant to a prescription/drug order, including such things as generic and therapeutic equivalency; formulary use; auxiliary labels; patient package inserts; Food and Drug Administration medication guides; and written drug information.
- 1.04.07 Identify the requirements for the appropriate packaging of pharmaceutical products dispensed pursuant to a prescription/drug order, including such things as child-resistant and customized patient medication packaging.
- 1.04.08 Identify the conditions under which a pharmaceutical product could not be dispensed, including conditions as in adulteration; misbranding; and dating.
- 1.04.09 Identify the requirements for compounding pharmaceutical products.
- 1.04.10 Identify the requirements for emergency kits, including such things as supplying; maintenance; access; security; and inventory.
- 1.04.11 Identify the regulations regarding the return and/or reuse of pharmaceutical products, addressing such issues as charitable programs; cancer or other repository programs; previously dispensed; and from "will call" areas of pharmacies.
- 1.04.12 Identify procedures and requirements for systems or processes whereby a non-pharmacist may obtain pharmaceutical products, addressing such issues as Pyxis (vending); after hour's access; telepharmacies; and secure automated patient drug retrieval centers.
- 1.04.13 Identify procedures and requirements for establishing and operating central processing and central fill pharmacies, addressing, among other things, remote order verification.
- 1.05.00 *Identify the conditions for making an offer to counsel or counseling appropriate patients, including the requirements for documentation.*
 - 1.05.01 Identify the requirements to counsel or make an offer to counsel.
 - 1.05.02 Identify the requirements to maintain documentation of counseling.
- 1.06.00 *Identify the requirements for the distribution and/or dispensing of nonprescription pharmaceutical products, including controlled substances.*
 - 1.06.01 Identify the requirements for the labeling of nonprescription pharmaceutical products.
 - 1.06.02 Identify the requirements for the packaging and repackaging of nonprescription pharmaceutical products.
 - 1.06.03 Identify the requirements for the distribution and/or dispensing of poisons, restricted, nonprescription pharmaceutical products, and other restricted materials or devices including but not limited to pseudoephedrine, dextromethorphan, emergency contraception, and behind the counter products as appropriate.
- 1.07.00 *Identify the proper procedures for keeping records of information related to pharmacy practice, pharmaceutical products and patients, including requirements for protecting patient confidentiality.*
 - 1.07.01 Identify the requirements pertaining to controlled substance inventories.
 - 1.07.02 Identify the content, maintenance, storage, and reporting requirements for records required in the operation of a pharmacy, including, but not limited to, prescription filing systems; computer systems and backups; and prescription monitoring programs.
 - 1.07.03 Identify requirements for protecting patient confidentiality, including Health Insurance Portability and Accountability Act requirements.

Area 2 Licensure, Registration, Certification, and Operational Requirements (Approximately 13% of Test)

- 2.01.00 *Identify the qualifications, application procedure, necessary examinations, and internship requirements for licensure, registration, or certification of individuals engaged in the storage, distribution, and/or dispensing of pharmaceutical products (prescription and nonprescription).*
 - 2.01.01 Identify the requirements for special or restricted licenses, registrations, authorizations, or certificates for pharmacists, pharmacist preceptors, pharmacy interns, pharmacy technicians, controlled substance registrants, and under specialty pharmacist licenses (nuclear, consultant, etc).
 - 2.01.02 Identify the standards of practice for the practice of pharmacy, including, but not limited to quality assurance programs, including peer review; changing dosage forms; therapeutic substitution; error reporting; public health reporting requirements, such as notification of potential terrorist event, physical abuse, and treatment for tuberculosis; and issues of conscience and maintaining competency.

- 2.01.03 Identify notification requirements pertaining to their license to practice pharmacy.
- 2.01.04 Identify the requirements for the renewal or reinstatement of an individual's licensure, registration, or certification.
- 2.01.05 Identify the reasons for classifications and processes of disciplinary actions that may be taken against a registered, licensed, certified, or permitted individual.
- 2.01.06 Identify the requirements for reporting to, and participating in, programs addressing the inability of an individual licensed, registered, or certified by the board to engage in the practice of pharmacy with reasonable skill and safety, by reason of impairment caused by the use of alcohol, drugs, chemicals, or other materials or mental, physical, or psychological conditions.
- 2.02.00 *Identify the requirements and application procedure for the registration, licensure, certification, or permitting of a practice setting or business entity.*
 - 2.02.01 Identify the requirements for registration, license, certification, or permitting of a practice setting, including but not limited to, in-state pharmacies; out-of-state pharmacies; specialty pharmacies; controlled substance registrants; wholesalers; distributors; manufacturers/repackagers; computer services providers; and Internet pharmacies.
 - 2.02.02 Identify the operational and notification requirements for changes to the facility or changes in the application for licensure, registration, certification, or permit of a practice setting such as in remodeling; renaming; change of ownership; moving; and closing.
 - 2.02.03 Identify the requirements for an inspection of a licensed, registered, certified, or permitted practice setting.
 - 2.02.04 Identify the requirements for the renewal or reinstatement of a license, registration, certificate, or permit of a practice setting.
 - 2.02.05 Identify the reasons for classifications and processes of disciplinary actions that may be taken against a registered, licensed, certified, or permitted practice setting.
- 2.03.00 *Identify the operational requirements for a registered, licensed, certified, or permitted practice setting.*
 - 2.03.01 Identify the requirements for the operation of a pharmacy or practice setting that are not directly related to the dispensing of pharmaceutical products. This includes, but is not limited to, issues related to space; equipment; advertising and signage; security, including temporary absences of the pharmacist; policies and procedures; libraries; and the display of licenses.
 - 2.03.02 Identify the requirements for the possession, storage, and handling of pharmaceutical products, including controlled substances. This includes, but is not limited to, investigational new drugs; repackaged or resold drugs; sample pharmaceuticals; recalls; and outdated pharmaceutical products.
 - 2.03.03 Identify the requirements for delivery of pharmaceutical products, including controlled substances. This includes, but is not limited to, issues related to identification of the person accepting delivery of a drug; use of the mail; contract delivery; use of couriers; use of pharmacy employees; use of kiosks, secure mail boxes, and script centers; use of vacuum tubes; and use of drive-up windows.

Area 3 Regulatory Structure and Terms (Approximately 3% of Test)

- 3.01.00 *Identify the purpose of, and the terms and conditions found in, the laws and rules that regulate or affect the manufacture, storage, distribution, and dispensing of pharmaceutical products (prescription and nonprescription), including controlled substances.*
This includes such things as the Food, Drug, and Cosmetic Act(s) and Regulations; the Controlled Substances Act(s) and Regulations; OBRA 90's Title IV Requirements; Practice Acts and Rules; other statutes and regulations, including but not limited to, dispensing of methadone, child-resistant packaging, tamper-resistant packaging, drug paraphernalia, drug samples, pharmacist responsibilities in Medicare-certified skilled-nursing facilities; National Drug Code numbers; and schedules of controlled substances.
- 3.02.00 *Identify the authority, responsibilities, and operation of the agencies or entities that enforce the laws and rules that regulate or affect the manufacture, storage, distribution, and dispensing of pharmaceutical products (prescription and nonprescription), including controlled substances.*

MPJE Sample Questions

The following are examples of question types that examinees may encounter when taking the MPJE. These questions are presented as examples to familiarize examinees with their formats and are not intended to represent content areas on the MPJE. Every examinee is presented with the opportunity to take a tutorial at the testing center, prior to initiating the MPJE. The tutorial instructs examinees on how to respond to all of the types of questions that could be presented on the examination. NABP strongly encourages each examinee to take the tutorial in order to become familiar with how to submit responses in the computer-based examination.

Multiple-Choice Question Format

How many total continuing pharmacy education hours are required to be completed upon the second renewal of a pharmacist's license in this jurisdiction?

- A. 15
- B. 20
- C. 25
- D. 30
- E. 40

Multiple-Response Question Format

Which of the following medications are classified as Schedule II controlled substances in this jurisdiction?

(Select **ALL** that apply.)

- A. Strattera
- B. Lisdexamfetamine
- C. Meprobamate
- D. Amphetamine
- E. Dexmethylphenidate

Ordered-Response Question Format

Place the following in the order in which they would expire according to federal regulations, starting with the earliest.

(**ALL** options must be used.)

Left-click the mouse to highlight, drag, and order the answer options.

Unordered Options	Ordered Response
A partially filled methylphenidate prescription for a patient not in a long-term care facility	
A phoned-in, emergency oxycodone prescription	
A written bupropion prescription	
An electronic pemoline prescription	
A partially filled morphine prescription for a patient in a long-term care facility	

NAPLEX/MPJE Score Results

NAPLEX Score Results

The NAPLEX is the means by which boards of pharmacy assess the competence of candidates for licensure. Any other use of individual NAPLEX scores is inappropriate and is not condoned by NABP. By applying to take the NAPLEX, you authorize NABP to release your test scores to your designated board of pharmacy. NABP will forward your NAPLEX score to the board(s) of pharmacy from which you are seeking licensure, as well as to any state that you have requested receive your scores by score transfer, unless NABP has withheld, invalidated, or cancelled your NAPLEX score, as described in the *Bulletin*.

The minimum acceptable passing score on the NAPLEX scale is 75. The passing score reported is NOT a percentage value.

To receive a test score, you must have completed at least 162 questions on the examination. Candidates completing less than 162 questions will NOT have their scores reported. Candidates who complete at least 162 questions, but fewer than 185 questions, will have a penalty applied and their scores adjusted to reflect the number of questions that remained unanswered. Therefore, it is in the candidate's best interest to answer all questions presented.

NABP uses a mathematically based weighted scoring system to calculate an ability measure for each examinee. These ability measures are transformed to a reporting scale that ranges from 0 to 150. Scaled scores do NOT represent the raw number of correct answers and should not be interpreted as such.

The score is calculated by first determining the candidate's ability level on the NAPLEX and then whether the score has met the minimum passing standard established for the NAPLEX.

The passing standard has been established by a panel of pharmacy experts, and the ability level that defines the passing standard is the same for all NAPLEX administrations.

Failed Attempts

Official score reports for candidates who receive a failing score on the NAPLEX will include a diagnostic section which indicates their relative performance in each major competency area. Because of the secure nature of the NAPLEX, no review of the test questions is allowed. Scores are submitted to the boards of pharmacy on a daily basis. Candidates will receive scores or an official score report for the NAPLEX directly from their boards of pharmacy.

MPJE Score Results

The MPJE is the means by which boards of pharmacy assess pharmacist licensure candidates' knowledge of pharmacy jurisprudence. Any other use of individual MPJE scores is inappropriate and is not condoned by NABP. By applying to take the MPJE, you authorize NABP to release your test scores to the designated boards of pharmacy. NABP will forward your MPJE score to the board of pharmacy from which you are seeking licensure unless NABP has withheld, invalidated, or cancelled your MPJE score, as described in this *Bulletin*.

By applying to take the MPJE, you authorize NABP to release your test scores to the designated boards of pharmacy.

To receive an MPJE test score, you must have completed at least 80 questions on the examination. Candidates completing fewer than 80 questions will NOT have their scores reported. Candidates who complete at least 80 questions, but fewer than 90 questions, will have a penalty applied and their scores adjusted to reflect the number of questions that remained unanswered. Therefore, it is in the candidate's best interest to

answer all questions presented. The minimum acceptable passing score on the MPJE scale is 75. The passing score reported is NOT a percentage value.

NABP uses a mathematically based weighted scoring system to calculate an ability measure for each examinee. These ability measures are transformed to a reporting scale that ranges from 0 to 100. Scaled scores do NOT represent the raw number of correct answers and should not be interpreted as such.

The score is calculated by first determining the candidate's ability level on the MPJE and then determining whether the score has met the MPJE passing standard. The passing standard has been established by a panel of pharmacy experts and is the same for all candidates for licensure. Candidates will receive a score or an official score report for the MPJE directly from their boards of pharmacy. Because the MPJE is unique to the state or jurisdiction in which you seek licensure, it is not possible to transfer your MPJE score to another state.



Note: Only the individual boards of pharmacy have the authority to issue a license to practice pharmacy. The posting by NABP of a passing score on an examination does not constitute a license to practice pharmacy. Boards will not accept examination scores posted online by NABP for purposes of score transfer or obtaining licensure. Online score reports are for candidate use only.

NAPLEX and MPJE Score Review

On occasion, a candidate may believe that the score reported is not accurate. Please note that prior to the release of NAPLEX or MPJE scores to the boards of pharmacy, all scores are carefully verified with an independent scoring tool to ensure the validity of the score. It is extremely unlikely that a score will be changed through the review process. However, should a candidate request to have a NAPLEX or MPJE score reviewed, they must do so within 60 days of the date that scores are released to the respective board of pharmacy. The request must be submitted in writing and be accompanied by the score review fee. In your written request you must include your name, NABP e-Profile number, address, and phone number. You will be informed in writing of the score review results within two to four weeks. The fee for the NAPLEX or MPJE score review is \$100 per examination. The fee must be submitted in the form of a money order, bank draft, or a certified check payable to the National Association of Boards of Pharmacy or NABP.

Score Holds/Psychometric review process


On occasion, a candidate's score will be placed on hold for further evaluation. Test scores may be subject to a hold as part of NABP's routine quality control and assurances processes. Tests are evaluated to ensure compliance with delivery and scoring models. Test scores may also be held as a result of an incident reported at the testing center or an observed difference in a candidate's performance on two or more examination attempts. In the event of a score hold, NABP will notify the respective board of pharmacy and the candidate within seven business days. Should you receive notification of a score hold, there will be explicit instructions regarding the action that you need to take in order to respond to NABP's inquiries. All inquiries regarding score holds should be addressed to NABP_comp_assess@nabp.net.

Retake Policy

Effective March 1, 2013, candidates will be limited to five attempts to pass the NAPLEX and MPJE. Candidates who have attempted to pass the exams five or more times by March 1, 2013, will be permitted one more opportunity to pass the examinations upon approval from a board of pharmacy. Candidates who have attempted to pass the exams fewer than five times by March 1, 2013, will be subject to the new five-attempt limit. Failure to finish an exam is counted as an attempt.

MPJE candidates will have five chances per jurisdiction or state to pass the exam. For example, a candidate may attempt to pass the MPJE in State A five times and will also have five attempts for State B.

Some exceptions may apply, as NABP member boards retain the authority to determine the number of attempts per candidate in their jurisdiction. If you have any questions, or require more information about the five-attempt limit, please contact NABP Customer Service, Monday through Friday, 9 AM to 5 PM Central Time, at 847/391-4406, or by email at custserv@nabp.net.

 See page 18 for more information on score cancellations.

Waiting Periods

Candidates who fail or do not complete the NAPLEX must wait 91 days before another attempt. For the MPJE the waiting period is 30 days between attempts.

Waiting periods also apply for both examinations after a missed appointment.

Contact the state board of pharmacy for which you are seeking licensure regarding additional waiting periods.

NAPLEX Score Transfer

NAPLEX Score Transfer Program

NABP's NAPLEX Score Transfer Program allows you to transfer your NAPLEX score to additional jurisdictions in which you wish to obtain a license to practice pharmacy. If you participate in the Score Transfer Program and fulfill all other requirements for licensure in the jurisdiction to which you transfer your score, you will be awarded a license by examination.

The Score Transfer Program differs significantly from NABP's Electronic Licensure Transfer Program® (e-LTP®), which is a reciprocity service NABP provides for licensed pharmacists. Unlike score transfer, licensure transfer does not permit you to attain a license by examination in another jurisdiction. Instead, your license in the jurisdiction is considered a license by licensure transfer.

Please note that the validity period of the score transferred varies from state to state. You are encouraged to contact the board where your score was transferred for additional information.

Score Transfer Process

To be eligible for NAPLEX Score Transfer, candidates must register using the NAPLEX/MPJE online application. Candidates may submit a score transfer request up to 90 days from the exam date (the day of the exam is considered day one). This provides candidates with three opportunities for submitting a score transfer request:

- Apply during the initial registration process,
- Log in to the online registration anytime before sitting for the exam to request score transfer, or
- Submit a score transfer request up to 90 days after taking the examination by logging in to your e-Profile.



Important: If you have requested to change your NAPLEX state or if you have registered to resit for your examination after missing your scheduled NAPLEX appointment you will be required to contact NABP Customer Service in order to add a score transfer up to 90 days after your examination.

Candidates requesting score transfers must complete all the examination requirements that are required by the primary jurisdiction for licensure, including any locally administered examinations. Primary jurisdictions can refuse to allow a candidate's score to be transferred if the candidate does not complete all of the jurisdiction's examination requirements.

Candidates may also be required to travel to the score transfer jurisdiction upon notice from the board to take any locally administered examination necessary to complete the score transfer process for licensure. Candidates should contact the board of pharmacy from which they are seeking licensure by score transfer before applying in order to determine the jurisdiction's licensure requirements.

Score transfers will be processed whether you pass or fail the NAPLEX. If you wish to transfer your score, an online score transfer registration and fee must be submitted every time you register to take the NAPLEX. Score transfers pertain to NAPLEX scores ONLY.

NAPLEX Score Transfer Fee

The NAPLEX score transfer administrative fee charged by NABP is \$75 per jurisdiction. Registration and payment for score transfers may be submitted up to 90 days after taking the examination. When registering for a score transfer online, fees must be paid with Visa, MasterCard, or American Express debit or credit cards.

Refunds for score transfer fees will NOT be provided to candidates. Before you take the NAPLEX, you may change your score transfer state free of cost. However, you may NOT request a change of state after you take the examination. To change the state you selected for score transfer, provide the following:

- Your name, date of birth, and mailing address
- NABP e-Profile ID (located in the top right corner when logged in to your NABP e-Profile)
- Original state requested for score transfer
- State you wish to change your score transfer to

Send your request using one of the following:

Mail: NABP
Competency Assessment
1600 Feehanville Dr
Mount Prospect, IL 60056

Email: NABP_Comp_Assess@nabp.net

Fax: 847/391-4502

Participating Score Transfer Jurisdictions

All 50 states, the District of Columbia, Guam, Puerto Rico, and the Virgin Islands currently participate in the NAPLEX Score Transfer Program. Contact the score transfer jurisdiction directly for current board licensing fees and updated participation information. Some jurisdictions may require payment for examination materials in addition to the score transfer fees.

NAPLEX/MPJE Contacts

Contacts for Your Questions

The following table provides you with contact information in the event you have questions about the examination programs or procedures.

Questions About:	Contact:
<ul style="list-style-type: none"> Eligibility to take the NAPLEX/MPJE ADA accommodations Examination results 	The board of pharmacy in the state(s) in which you are seeking licensure. The most current listing of board of pharmacy contacts is available on NABP's website at www.nabp.net/boards-of-pharmacy .
<ul style="list-style-type: none"> Scheduling, rescheduling, or canceling your testing appointment Test center directions 	Pearson VUE Customer Service at 888/709-2679, or visit the website at www.pearsonvue.com .
<ul style="list-style-type: none"> Misplaced ATT letter 	Pearson VUE Customer Service at 888/709-2679, or visit the website at www.pearsonvue.com .
<ul style="list-style-type: none"> Questions about the content of the NAPLEX/MPJE General comments about the test center General NAPLEX/MPJE information Score transfer 	Mail: NABP Customer Service 1600 Feehanville Dr Mount Prospect, IL 60056 Phone: 847/391-4406 Fax: 847/391-4502 Website: www.nabp.net Email: custserv@nabp.net Hours: Monday to Friday, 9 AM to 5 PM Central Time
<ul style="list-style-type: none"> Name or address changes and corrections. 	NABP and the board(s) of pharmacy in the state(s) in which you are seeking licensure.

Candidate Comments

NABP constantly evaluates the examinations and, therefore, is open to and appreciative of your constructive comments. Immediately after your examination ends, any comment or complaint about any matter related to the examinations can be made in the comment section of the exit survey.

You may also send your comments about the test center or questions on your examination via mail to NABP at 1600 Feehanville Dr, Mount Prospect, IL 60056, or via e-mail at custserv@nabp.net.

Report Exam Irregularities

NABP examinations are administered under strict security measures, and information on suspected examination irregularities, acts of unethical behavior, and breaches of security can be reported to NABP through the website or by contacting Customer Service at 847/391-4406.

Incidents that compromise the content of any NABP examinations can be submitted anonymously, or, to further discuss the incident with NABP staff, include personal contact information when submitting the report. Reports of suspected irregularities are treated confidentially and are investigated fully in support of NABP's commitment to ensuring the integrity and reliability of its examinations.

Appendices

Appendix A

NABP/MPJE Online Registration Glossary

Available Actions: When you are logged in to your NABP e-Profile, links that appears in the Available Actions column under “My Active Registrations” and “My Registration History” allow you to change, cancel, or make requests regarding previously submitted exam registrations. These options are unique to where you are in the registration process, meaning the only options that appear are those that you are eligible to perform.

- **Add Score Transfer:** You may transfer your score to additional boards of pharmacy up to 90 days after taking the NAPLEX.
- **Cancel Score Transfer:** You may cancel a previously submitted NAPLEX Score Transfer request. There are no refunds issued for canceled score transfers.
- **Change Primary Jurisdiction:** You may change your previously designated Primary Jurisdiction. The fee is \$50. Requests for change of jurisdiction must be made more than two business days before a scheduled examination. A change of Primary Jurisdiction made within two business days of a scheduled examination appointment will result in NABP denying the request and forfeiture of the fee.
- **Cancel Registration Request:** You may request cancellation of a previously submitted exam registration. Registrants who cancel will receive a partial refund of the registration fee. If you have a scheduled examination appointment with Pearson VUE, you must contact Pearson VUE to cancel at least two business days before the scheduled appointment. Refunds will not be issued if the request is received after your eligibility expires or if you missed the scheduled testing appointment.
- **Resit:** If you miss your scheduled testing appointment, you may request a resit (an opportunity to take the missed test at a future date).

Status: When you are logged in to your NABP e-Profile, the information that appears in the Status column under “My Active Registrations and “My Registration History” provides you with the current standing of your current and past exam registrations.

- **Application Received:** NABP has received your application and will submit it to the board of pharmacy you designated in the registration process.
- **Eligibility Requested:** The board of pharmacy in the state/territory you designated as your jurisdiction has received your request for registration but has not yet informed NABP of a decision regarding eligibility. *Note:* If a board of pharmacy has not made a candidate eligible to test within two years of the date that the candidate initially registered with NABP, then the candidate’s record will be closed and all fees will be forfeited.
- **Eligibility Granted:** The board of pharmacy has determined that you are eligible to take the examination. An ATT letter will be sent in 10 days via e-mail or US post by Pearson VUE. The ATT letter includes the dates on which you will be able to take the examination, instructions on how to schedule your testing appointment, and other important information.
- **Eligibility Denied:** The board of pharmacy has determined that you are not eligible to take the exam. Contact the board of pharmacy for which you intended to take the exam.
- **Eligibility Revoked:** The board of pharmacy has notified NABP that your previously granted eligibility is no longer valid.

- **ATT Generated:** You will soon receive an ATT letter along with information about next steps in the registration process. Once you receive your ATT, you may schedule your examination at Pearson VUE by visiting www.pearsonvue.com/nabp.
- **Registration Closed:** Your registration is no longer active.
- **Registration Closed: Eligible to Resit:** Scheduled examination was not taken but you may request a resit (an opportunity to take the missed test at a future date) for a fee. The board of pharmacy makes the final decision as to if you will be allowed to resit.
- **Registration Expired:** If a board has not granted eligibility within two years after the original registration date, the registration automatically expires.
- **Registration Under Review:** If you have registered for a change of primary jurisdiction and already have an open registration associated with an ATT, NABP must review your request to change primary jurisdiction before a new ATT can be generated.
- **Registration Withdrawal Requested:** Your request to cancel a previously submitted registration has been received.
- **Registration Withdrawn:** Your request to withdraw your registration has been accepted and your registration has been canceled.

Appendix B

State/Territory and Province Code List

Use the following two-letter abbreviation codes when completing the state/territory and province information on the paper Examination Registration Form.

State/Territory	Code		
Alabama	AL	North Carolina	NC
Alaska	AK	North Dakota	ND
Arizona	AZ	Ohio	OH
Arkansas	AR	Oklahoma	OK
California	CA	Oregon	OR
Colorado	CO	Pennsylvania	PA
Connecticut	CT	Puerto Rico	PR
Delaware	DE	Rhode Island	RI
District of Columbia	DC	South Carolina	SC
Florida	FL	South Dakota	SD
Georgia	GA	Tennessee	TN
Guam	GU	Texas	TX
Hawaii	HI	Utah	UT
Idaho	ID	Vermont	VT
Illinois	IL	Virgin Islands	VI
Indiana	IN	Virginia	VA
Iowa	IA	Washington	WA
Kansas	KS	West Virginia	WV
Kentucky	KY	Wisconsin	WI
Louisiana	LA	Wyoming	WY
Maine	ME		
Maryland	MD	Province	Code
Massachusetts	MA	Alberta	AB
Michigan	MI	British Columbia	BC
Minnesota	MN	Manitoba	MB
Mississippi	MS	New Brunswick	NB
Missouri	MO	Northwest Territory	NT
Montana	MT	Nova Scotia	NS
Nebraska	NE	Ontario	ON
Nevada	NV	Prince Edward Island	PE
New Hampshire	NH	Quebec	PQ
New Jersey	NJ	Saskatchewan	SK
New Mexico	NM	Yukon	YT
New York	NY		

Appendix C

School Code List

NABP has assigned the following numeric codes for the schools.

Code	School	Code	School
Alabama (AL)		Colorado (CO)	
001	Auburn University Harrison School of Pharmacy	117	Regis University School of Pharmacy
002	Samford University McWhorter School of Pharmacy	008	University of Colorado Anschutz Medical Campus Skaggs School of Pharmacy and Pharmaceutical Sciences
Arizona (AZ)		Connecticut (CT)	
082	Midwestern University College of Pharmacy – Glendale	009	University of Connecticut School of Pharmacy
003	University of Arizona College of Pharmacy	124	University of Saint Joseph School of Pharmacy
Arkansas (AR)		District of Columbia (DC)	
096	Harding University School of Pharmacy	010	Howard University College of Pharmacy
004	University of Arkansas for Medical Sciences College of Pharmacy	Florida (FL)	
California (CA)		011	Florida A&M University College of Pharmacy & Pharmaceutical Sciences
094	California Northstate University College of Pharmacy	076	Nova Southeastern University College of Pharmacy
135	California Health Sciences University College of Pharmacy	086	Palm Beach Atlantic University Lloyd L. Gregory School of Pharmacy
136	Keck Graduate Institute of Pharmacy	012	University of Florida College of Pharmacy
089	Loma Linda University School of Pharmacy	125	University of South Florida School of Pharmacy
097	Touro University – California College of Pharmacy	Georgia (GA)	
090	University of California – San Diego Skaggs School of Pharmacy & Pharmaceutical Sciences	013	Mercer University College of Pharmacy & Health Sciences
005	University of California – San Francisco	123	Philadelphia College of Osteopathic Medicine and Science College of Pharmacy
006	University of the Pacific Thomas J. Long School of Pharmacy & Health Sciences	091	South University School of Pharmacy
007	University of Southern California School of Pharmacy	014	University of Georgia College of Pharmacy
137	West Coast University School of Pharmacy		
084	Western University of Health Sciences College of Pharmacy		

Code	School
Hawaii (HI)	
098	University of Hawaii at Hilo Daniel K. Inouye College of Pharmacy
Idaho (ID)	
015	Idaho State University College of Pharmacy
Illinois (IL)	
111	Chicago State University College of Pharmacy
077	Midwestern University Chicago College of Pharmacy
099	Southern Illinois University Edwardsville School of Pharmacy
016	University of Illinois at Chicago College of Pharmacy
126	Roosevelt University College of Pharmacy
127	Rosalind Franklin University of Medicine and Science College of Pharmacy
Indiana (IN)	
017	Butler University College of Pharmacy and Health Sciences
128	Manchester University College of Pharmacy
018	Purdue University College of Pharmacy
Iowa (IA)	
019	Drake University College of Pharmacy and Health Sciences
020	University of Iowa College of Pharmacy
Kansas (KS)	
021	University of Kansas School of Pharmacy
Kentucky (KY)	
093	Sullivan University College of Pharmacy
022	University of Kentucky College of Pharmacy
Louisiana (LA)	
023	University of Louisiana at Monroe College of Pharmacy
024	Xavier University of Louisiana College of Pharmacy

Code	School
Maryland (MD)	
115	Notre Dame of Maryland University School of Pharmacy
025	University of Maryland School of Pharmacy
122	University of Maryland Eastern Shore School of Pharmacy
Massachusetts (MA)	
026	MCPHS University School of Pharmacy – Boston
085	MCPHS University School of Pharmacy – Worcester
027	Northeastern University Bouvé College of Health Sciences School of Pharmacy
129	Western New England University College of Pharmacy
Maine (ME)	
116	Husson University School of Pharmacy
118	University of New England College of Pharmacy
Michigan (MI)	
028	Ferris State University College of Pharmacy
029	University of Michigan College of Pharmacy
030	Wayne State University Eugene Applebaum College of Pharmacy and Health
Minnesota (MN)	
031	University of Minnesota College of Pharmacy
Mississippi (MS)	
032	University of Mississippi School of Pharmacy
Missouri (MO)	
033	St Louis College of Pharmacy
034	University of Missouri-Kansas City School of Pharmacy

Code	School
------	--------

Montana (MT)

035	University of Montana College of Health Professions and Biomedical Sciences Skaggs School of Pharmacy
-----	---

Nebraska (NE)

036	Creighton University Medical Center School of Pharmacy and Health Professions
-----	---

037	University of Nebraska Medical Center College of Pharmacy
-----	---

Nevada (NV)

087	Roseman University of Health Sciences College of Pharmacy
-----	---

New Jersey (NJ)

132	Fairleigh Dickinson University School of Pharmacy
-----	---

038	Rutgers, the State University of New Jersey Ernest Mario School of Pharmacy
-----	---

New Mexico (NM)

039	University of New Mexico College of Pharmacy
-----	--

New York (NY)

045	Albany College of Pharmacy and Health Sciences
-----	--

120	D'Youville College School of Pharmacy
-----	---------------------------------------

042	Long Island University Arnold and Marie Schwartz College of Pharmacy and Health Sciences
-----	--

100	St John Fisher College Wegmans School of Pharmacy
-----	---

043	St John's University College of Pharmacy and Health Sciences
-----	--

044	University at Buffalo The State University of New York School of Pharmacy & Pharmaceutical Sciences
-----	---

113	Touro New York College of Pharmacy
-----	------------------------------------

Code	School
------	--------

North Carolina (NC)

046	University of North Carolina Eshelman School of Pharmacy
-----	--

075	Campbell University College of Pharmacy and Health Sciences
-----	---

092	Wingate University School of Pharmacy
-----	---------------------------------------

North Dakota (ND)

047	North Dakota State University College of Pharmacy, Nursing, and Allied Sciences
-----	---

Ohio (OH)

130	Cedarville University School of Pharmacy
-----	--

101	Northeast Ohio Medical University College of Pharmacy
-----	---

048	Ohio Northern University College of Pharmacy
-----	--

049	Ohio State University College of Pharmacy
-----	---

050	University of Cincinnati James L. Winkle College of Pharmacy
-----	--

102	University of Findlay College of Pharmacy
-----	---

51	University of Toledo College of Pharmacy and Pharmaceutical Sciences
----	--

Oklahoma (OK)

052	Southwestern Oklahoma State University College of Pharmacy
-----	--

053	University of Oklahoma College of Pharmacy
-----	--

Oregon (OR)

054	Oregon State University College of Pharmacy
-----	---

103	Pacific University School of Pharmacy
-----	---------------------------------------

Code	School
Pennsylvania (PA)	
055	Duquesne University Mylan School of Pharmacy
088	Lake Erie College of Osteopathic Medicine School of Pharmacy
056	University of the Sciences Philadelphia College of Pharmacy
057	Temple University School of Pharmacy
058	University of Pittsburgh School of Pharmacy
080	Wilkes University Nesbitt College of Pharmacy & Nursing School of Pharmacy
095	Thomas Jefferson University Jefferson School of Pharmacy
Puerto Rico (PR)	
059	University of Puerto Rico Medical Sciences Campus School of Pharmacy
Rhode Island (RI)	
060	University of Rhode Island College of Pharmacy
South Carolina (SC)	
121	Presbyterian College School of Pharmacy
104	South Carolina College of Pharmacy
South Dakota (SD)	
063	South Dakota State University College of Pharmacy
Tennessee (TN)	
110	Belmont University College of Pharmacy
105	East Tennessee State University Bill Gatton College of Pharmacy
112	Lipscomb University College of Pharmacy and Health Sciences
131	South College School of Pharmacy
114	Union University School of Pharmacy
064	University of Tennessee Health Science Center College of Pharmacy

Code	School
Texas (TX)	
106	Texas A & M University Health Science Center Irma Lerma Rangel College of Pharmacy
065	Texas Southern University College of Pharmacy and Health Sciences
078	Texas Tech University Health Sciences Center School of Pharmacy
066	University of Houston College of Pharmacy
107	University of the Incarnate Word Feik School of Pharmacy
134	University of North Texas System College of Pharmacy
067	University of Texas at Austin College of Pharmacy
Utah (UT)	
068	University of Utah College of Pharmacy
Virginia (VA)	
108	Appalachian College of Pharmacy
083	Hampton University School of Pharmacy
081	Shenandoah University Bernard J. Dunn School of Pharmacy
069	Virginia Commonwealth University at the Medical College of Virginia Campus School of Pharmacy
Washington (WA)	
070	University of Washington School of Pharmacy
071	Washington State University College of Pharmacy
West Virginia (WV)	
133	Marshall University School of Pharmacy
109	University of Charleston School of Pharmacy
072	West Virginia University School of Pharmacy

Code	School
Wisconsin (WI)	
119	Concordia University School of Pharmacy
073	University of Wisconsin-Madison School of Pharmacy
Wyoming (WY)	
074	University of Wyoming School of Pharmacy
Lebanon	
300	Lebanese American University School of Pharmacy
Other	
999	Other